



How to Change a Bandage

1. 

- Wash hands well with soap & water.
or
- Clean hands with a towelette.

2. 


- Put on disposable gloves.

3. 

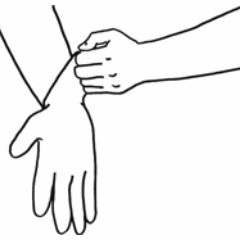
- Remove used bandage.

4. 


- Clean the skin around the wound with soap & water (or a clean towelette).
- Take off gloves.
- Place used bandage, towelette, and gloves in plastic bag.

5. 


- Wash hands well with soap & water.
or
- Clean hands with a towelette.

6. 

- Put on a new pair of disposable gloves.

7. 

- Apply new bandage.
- May use extra bandages to keep drainage from leaking.

8. 

- Take off second pair of gloves and put them in the plastic bag.
- Seal or tie up the bag and throw it away in your regular trash.

9. 

- Wash hands well with soap & water.
or
- Use hand sanitizer if soap & water are not available.